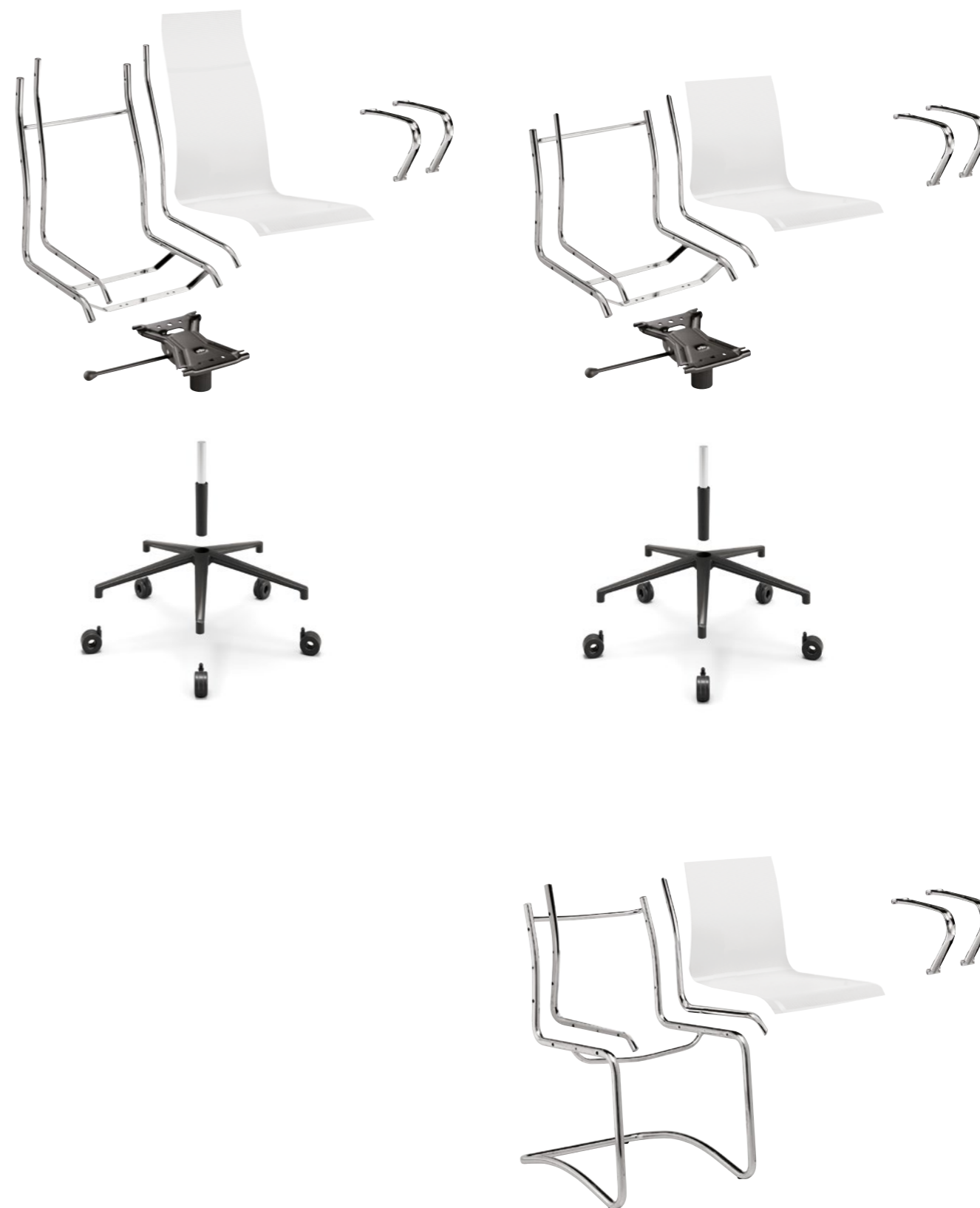




# SKY MESH 1120

Design: OMP R&D



SKYMESH ENHANCE ITS  
SLEEK, LINEAR DESIGN WHILE  
ALSO PROVIDING EXCELLENT  
BREATHABILITY



SKYMESH HIGH BACKREST MESH



SKYMESH LOW BACKREST MESH



SKYMESH CANTILEVER MESH



**01.**  
Scocca per rete, disponibile nelle versioni  
con schienale alto e basso  
*Shell for mesh upholstery, available  
in high and low back versions*



**02.**  
Base cantilever  
*Cantilever base*



**03.**  
Braccioli in tubo ellittico verniciato nero  
*Elliptical black painted tube armrests*

# SKYMESH 1120

Design: OMP R&D

Design semplice ed elegante. Seduta direzionale con struttura portante per ambienti eleganti e giovanili nello stesso tempo. Il sedile e lo schienale sono in rete autoportante in vari colori. Disponibile con base girevole o cantilever in metallo cromato con o senza braccioli. Per la regolazione dei movimenti della seduta è possibile applicare diversi meccanismi.

*Simple elegant design. Executive chair with supporting structure for office styles that are both elegant and youthful. Self-supporting mesh seat and backrest in various colours. Available with swivel base or cantilever in chromium-plated metal with or without arms. Different seat movement adjustment mechanisms can be applied. The seat and back are in self-supporting mesh in various colors. Available with swivel base or cantilever in chromed metal with or without armrests. Different mechanisms can be applied to adjust the movements of the seat.*

## Parti in metallo *Metal parts*



03  
Verniciato nero gofrato  
*Black embossed painted*

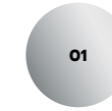


01  
Cromato  
*Chromium plated*

## Colori alluminio *Aluminium colors*



03  
Verniciato nero gofrato  
*Black embossed painted*

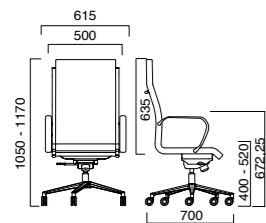


01  
Cromato  
*Chromium plated*

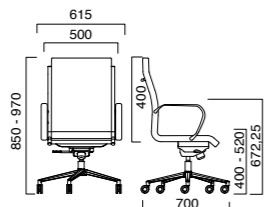


00L  
Alluminio pulito  
*Polished aluminium*

SKYMESH HIGH BACKREST MESH



SKYMESH LOW BACKREST MESH



SKYMESH CANTILEVER MESH

