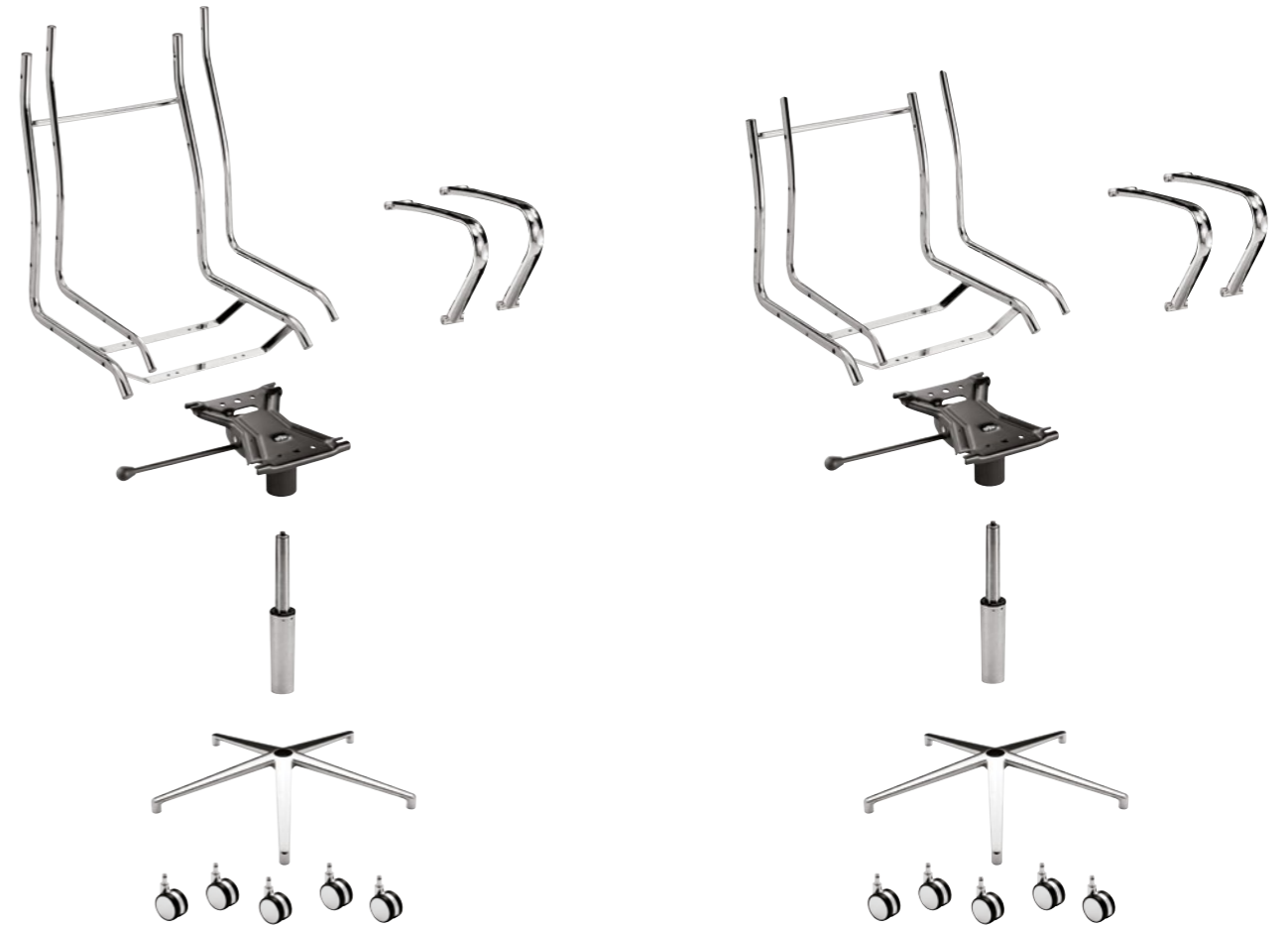




# SKYLINE 1100

Design: OMP R&D



# SKYLINE: ERGONOMIC SPIRIT WITH A MORE IMPACTFUL STYLE IN ITS BLACK VERSION



SKYLINE HIGH BACKREST FOR UPHOLSTERY



SKYLINE LOW BACKREST FOR UPHOLSTERY



SKYLINE CANTILEVER FOR UPHOLSTERY



**01.**  
Scocca per tappezzeria, disponibile nelle versioni con schienale alto e basso  
*Shell for upholstery, available in high and low backrest versions*

**02.**  
Base cantilever  
*Cantilever base*



**03.**  
Braccioli in tubo ellittico verniciato nero  
*Elliptical black painted tube armrests*



# SKYLINE 1100

Design: OMP R&D

L'eleganza del design come segnale di stile. Un design raffinato, materiali preziosi e finiture accurate: così si caratterizza questa seduta direzionale, con struttura portante ad alto resistenziale, creata per ambienti eleganti e per chi esige qualcosa in più. Disponibile con base girevole o cantilever in metallo cromato, con o senza braccioli, con sedile e schienale in pelle. Per la regolazione dei movimenti della seduta è possibile applicare diversi meccanismi.

*Elegant design as a sign of style. Stylish design, high quality materials and accurate finish are the features of this executive chair with high resistance steel supporting structure, created for elegant environment and for people who are looking for that little bit extra. Available with swivel or cantilever base in chromium-plated metal, with or without arms, with leather seat and backrest. Various chair movement adjustment mechanisms can be fitted.*

## Parti in metallo *Metal parts*



03  
Verniciato nero gofrato  
*Black embossed painted*

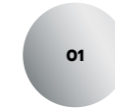


01  
Cromato  
*Chromium plated*

## Colori alluminio *Aluminium colors*



03  
Verniciato nero gofrato  
*Black embossed painted*

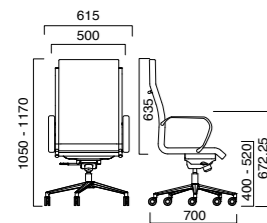


01  
Cromato  
*Chromium plated*

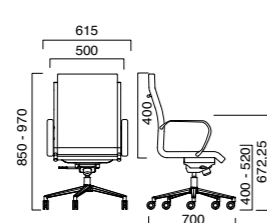


00L  
Alluminio pulito  
*Polished aluminium*

SKYLINE HIGH BACKREST  
FOR UPHOLSTERY



SKYLINE LOW BACKREST  
FOR UPHOLSTERY



SKYLINE CANTILEVER  
FOR UPHOLSTERY

